

Sjúkrahúsverkið 1 - heilsupolitikkur

Use our interactive reporting tool to get the most of your data.

You can [test the survey](#) to see it from the respondent perspective.

[Create a Dashboard](#) for this survey.

Segment, filter and sorting your data to visualise insights relevant for you.

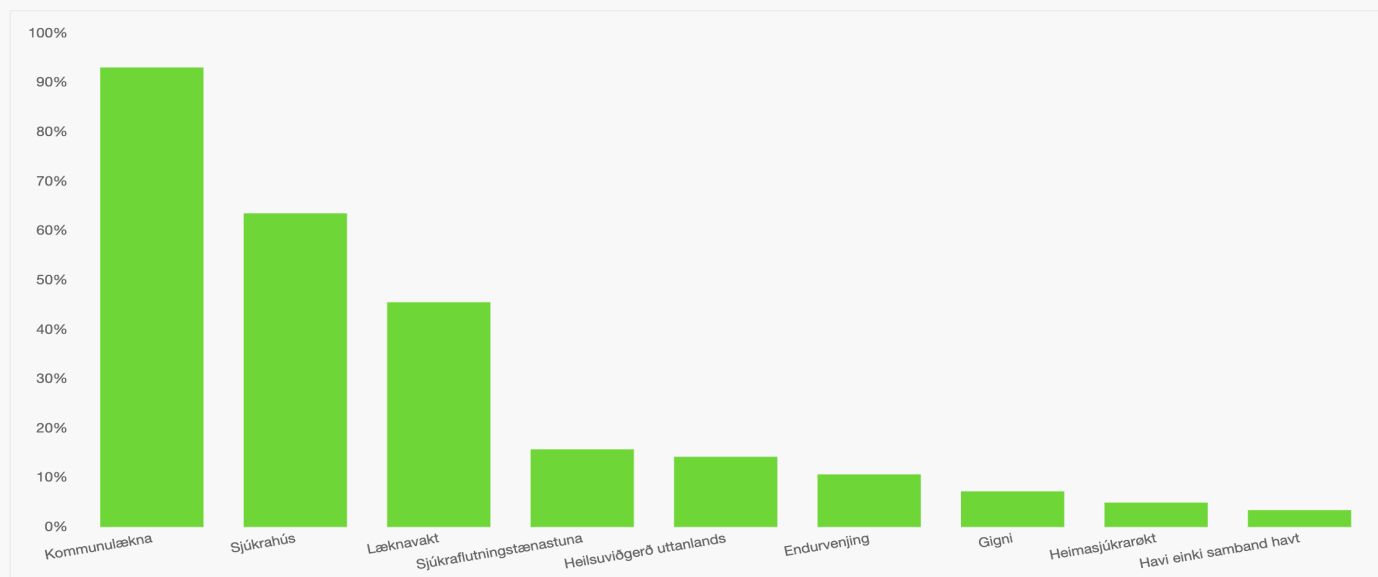
Export charts to PDF and PNG formats and download raw data in Excel and SPSS binary formats.

- **Panel:** Faroe Islands
- **Number of completes:** 789
- **Initiated:** 2025-01-30 18:54

Segments:

- **Age group(s):** 18 - 29, 30 - 44, 45 - 59, 60 - 80
- **Gender:** Female, Male
- **Geographical region(s):** Tórshavnar Kommuna, Norðurstreymoy og Vágar, Eysturoy, Norðoyar, Sandoy og Suðuroy

Hvörjar tænastr hevr tú sum sjúklingur ella avvarðandi havt samband við seinastu tvey árin?

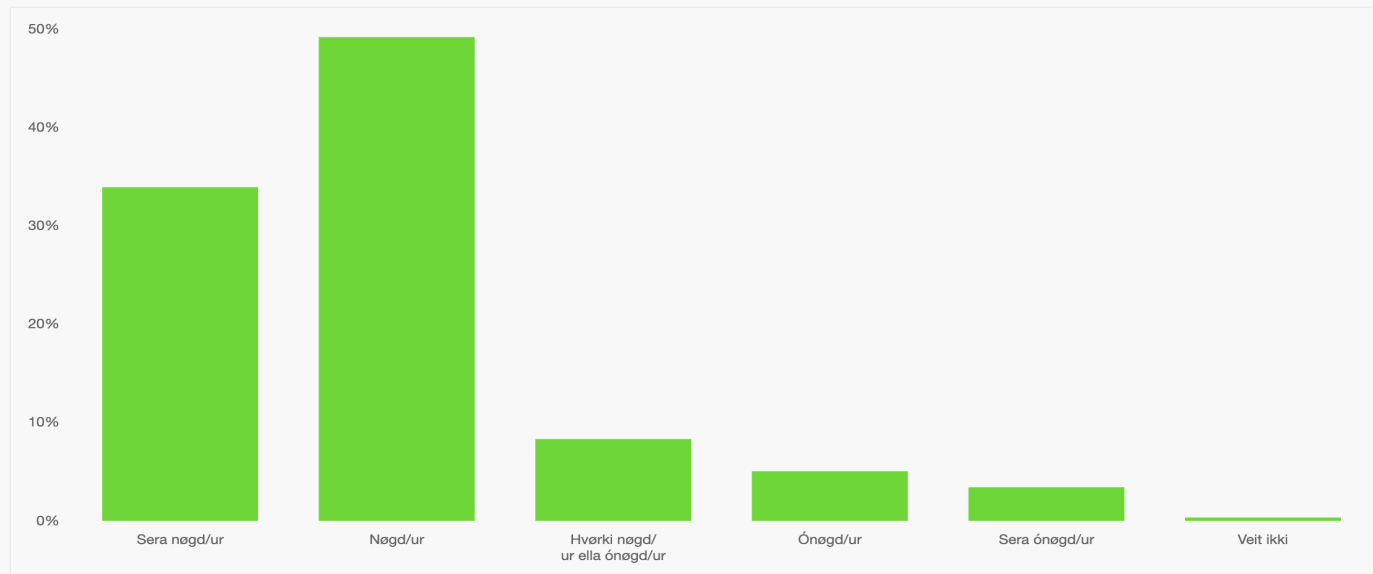


● Everybody (789)

| | |
|--------------------------|--------|
| Kommunulækna | 93.03% |
| Sjúkrahús | 63.50% |
| Læknavakt | 45.50% |
| Sjúkraflutningstænastuna | 15.72% |
| Heilsuviðgerð uttanlands | 14.20% |
| Endurvenjing | 10.65% |
| Gigni | 7.22% |
| Heimasjúkrarøkt | 4.94% |
| Havi einki samband havt | 3.42% |

Hvussu vart tú yvirskipað nøgd/ur við títt samband við...?

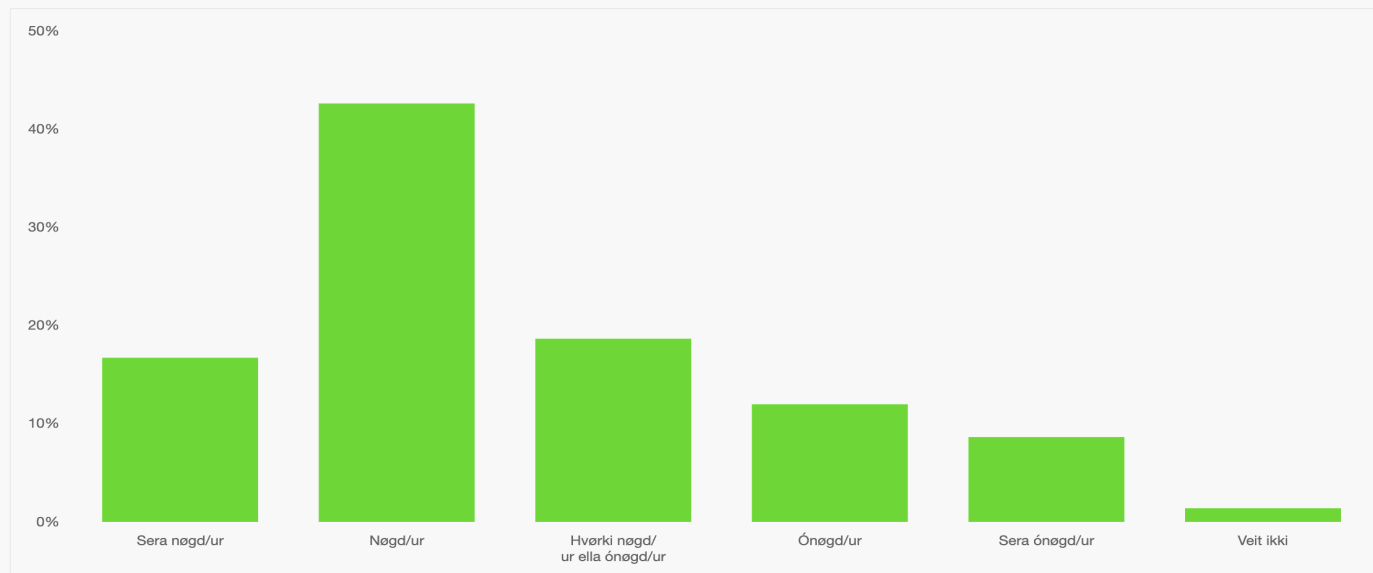
Kommunulækna



● Everybody (734)

| | |
|------------------------------|--------|
| Sera nøgd/ur | 33.92% |
| Nøgd/ur | 49.18% |
| Hvørki nøgd/ur ella ónøgd/ur | 8.31% |
| Ónøgd/ur | 5.04% |
| Sera ónøgd/ur | 3.41% |
| Veit ikki | 0.14% |

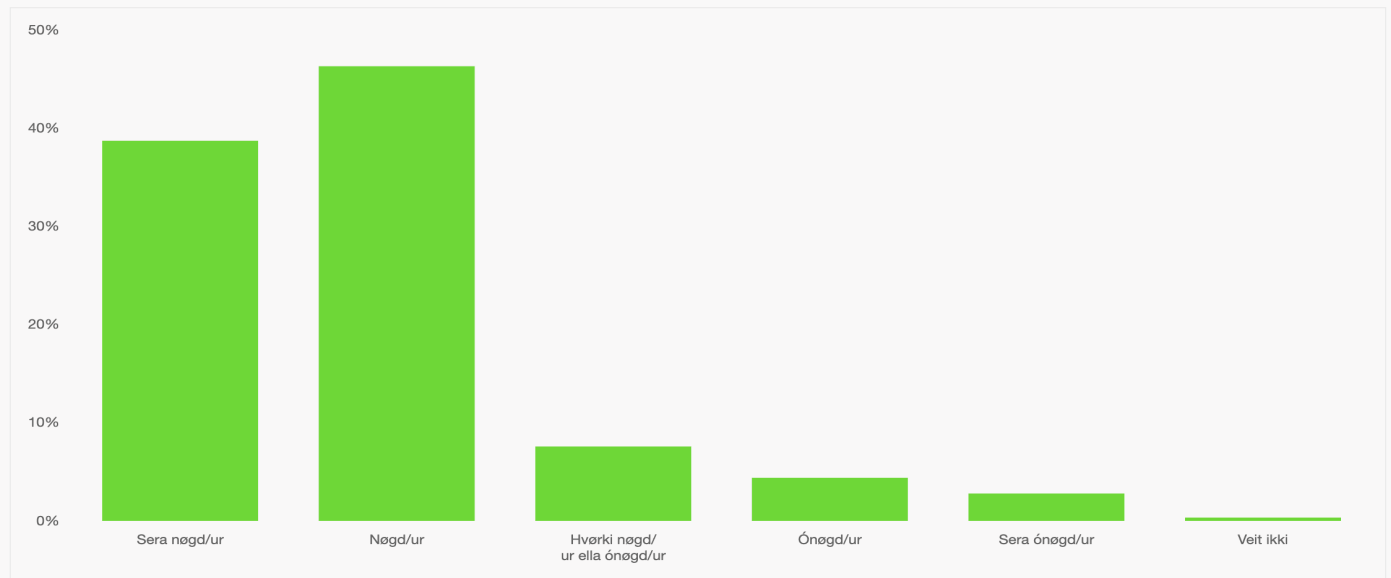
Læknavakt



● Everybody (359)

| | |
|------------------------------|--------|
| Sera nøgd/ur | 16.71% |
| Nøgd/ur | 42.62% |
| Hvørki nøgd/ur ella ónøgd/ur | 18.66% |
| Ónøgd/ur | 11.98% |
| Sera ónøgd/ur | 8.64% |
| Veit ikki | 1.39% |

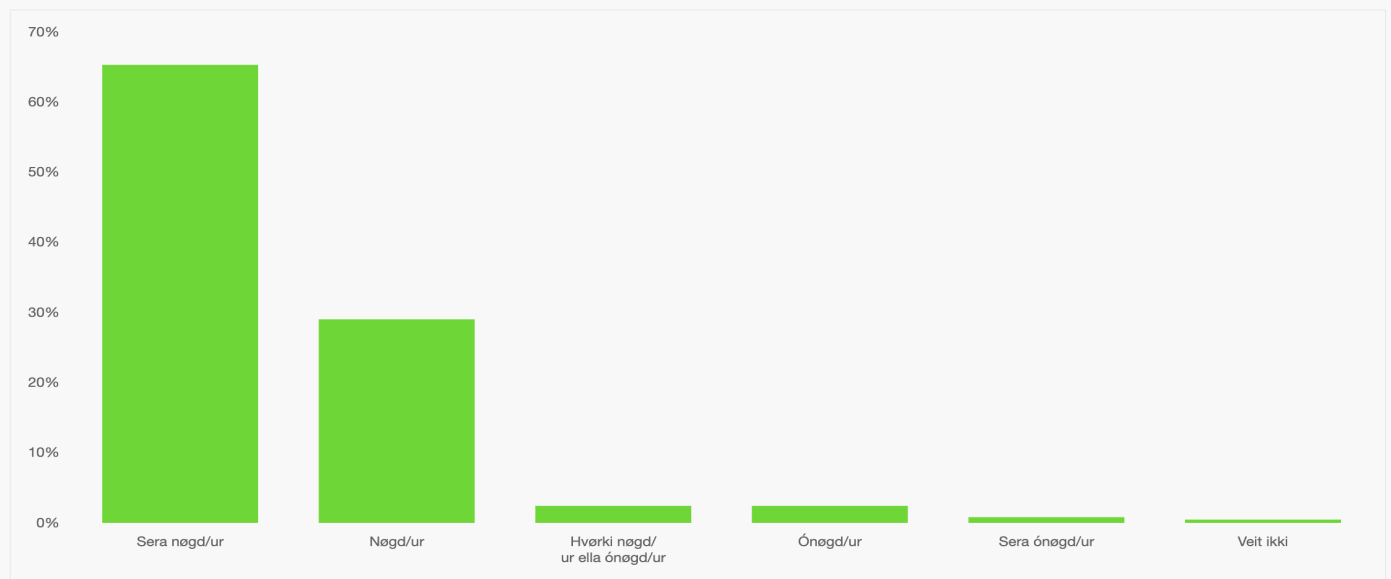
Sjúkrahús



● Everybody (501)

| | |
|------------------------------|--------|
| Sera nögð/ur | 38.72% |
| Nögð/ur | 46.31% |
| Hværki nögð/ur ella ónögð/ur | 7.58% |
| Ónögð/ur | 4.39% |
| Sera ónögð/ur | 2.79% |
| Veit ikki | 0.20% |

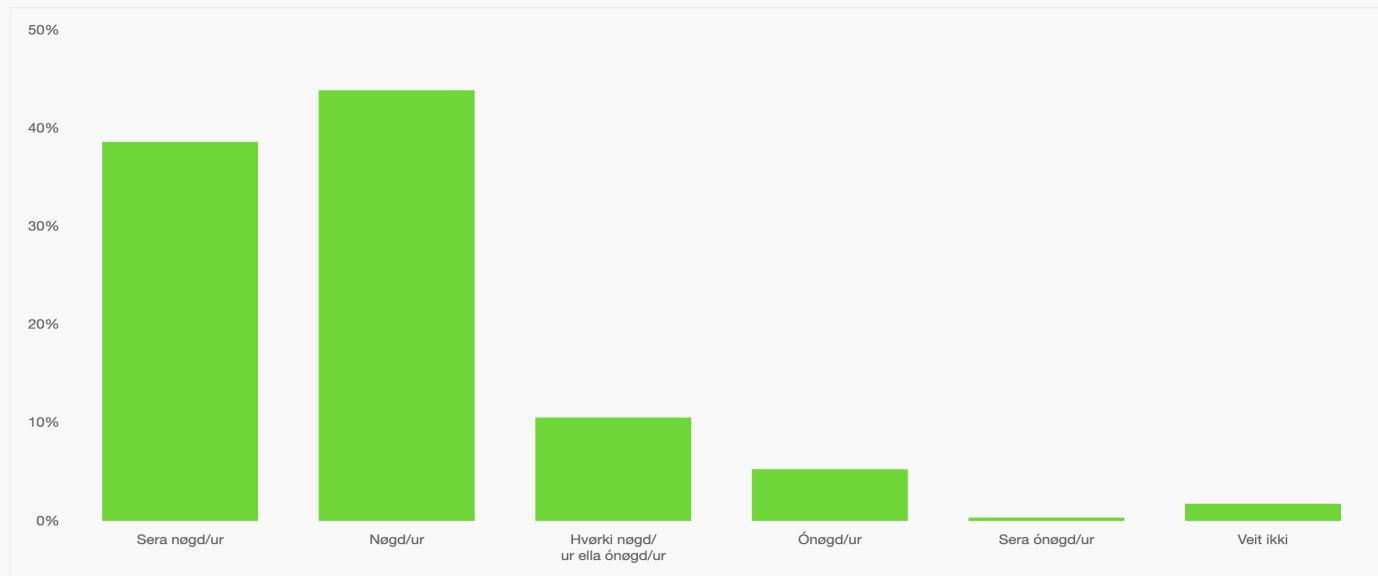
Sjúkraflutningstænastuna



● Everybody (124)

| | |
|------------------------------|--------|
| Sera nögð/ur | 65.32% |
| Nögð/ur | 29.03% |
| Hværki nögð/ur ella ónögð/ur | 2.42% |
| Ónögð/ur | 2.42% |
| Sera ónögð/ur | 0.81% |
| Veit ikki | 0.00% |

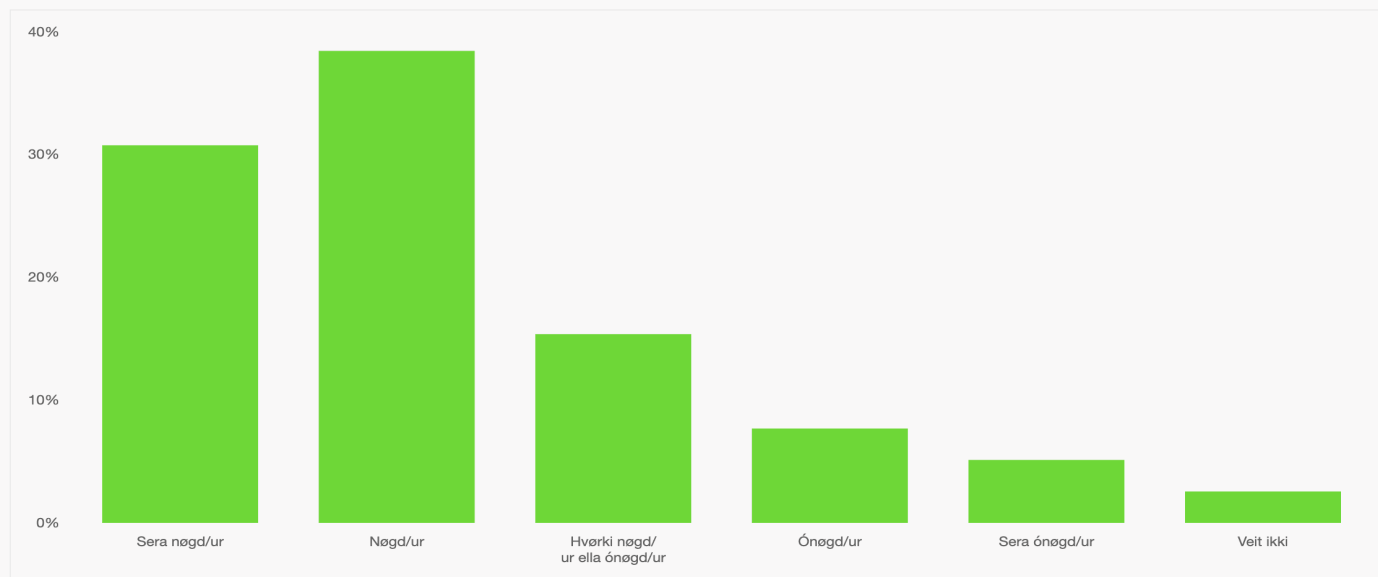
Gigni



● Everybody (57)

| | |
|------------------------------|--------|
| Sera nögð/ur | 38.60% |
| Nögð/ur | 43.86% |
| Hvorki nögð/ur ella ónögð/ur | 10.53% |
| Ónögð/ur | 5.26% |
| Sera ónögð/ur | 0.00% |
| Veit ekki | 1.75% |

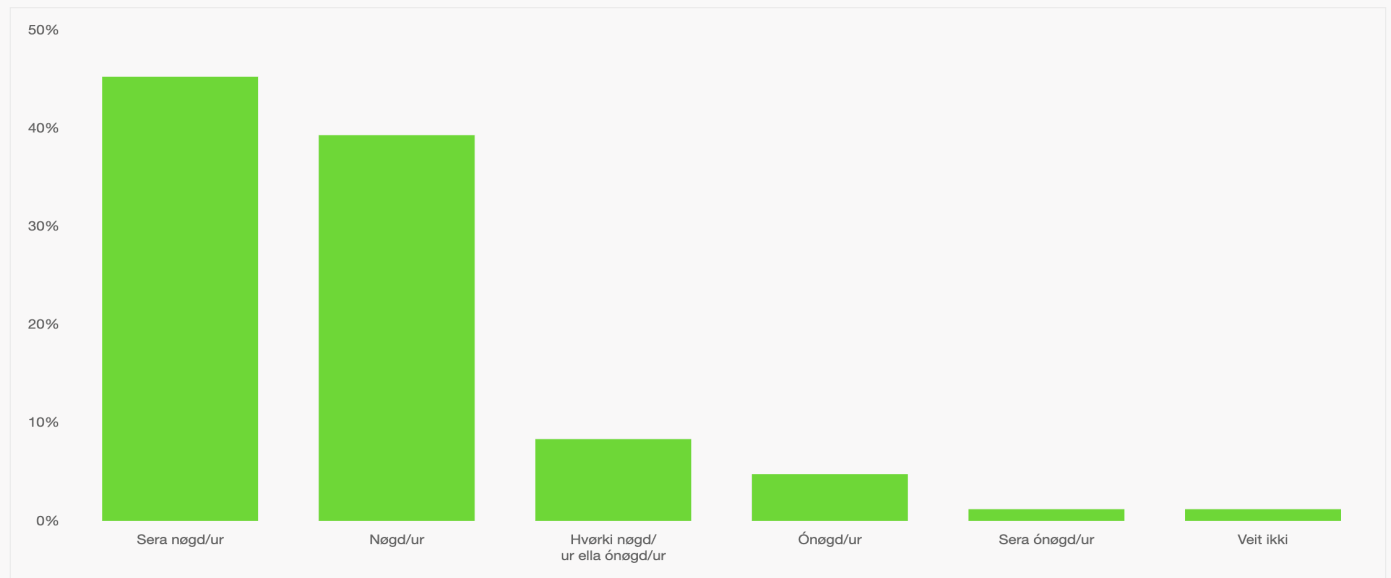
Heimasjúkrarókt



● Everybody (39)

| | |
|------------------------------|--------|
| Sera nögð/ur | 30.77% |
| Nögð/ur | 38.46% |
| Hvorki nögð/ur ella ónögð/ur | 15.38% |
| Ónögð/ur | 7.69% |
| Sera ónögð/ur | 5.13% |
| Veit ekki | 2.56% |

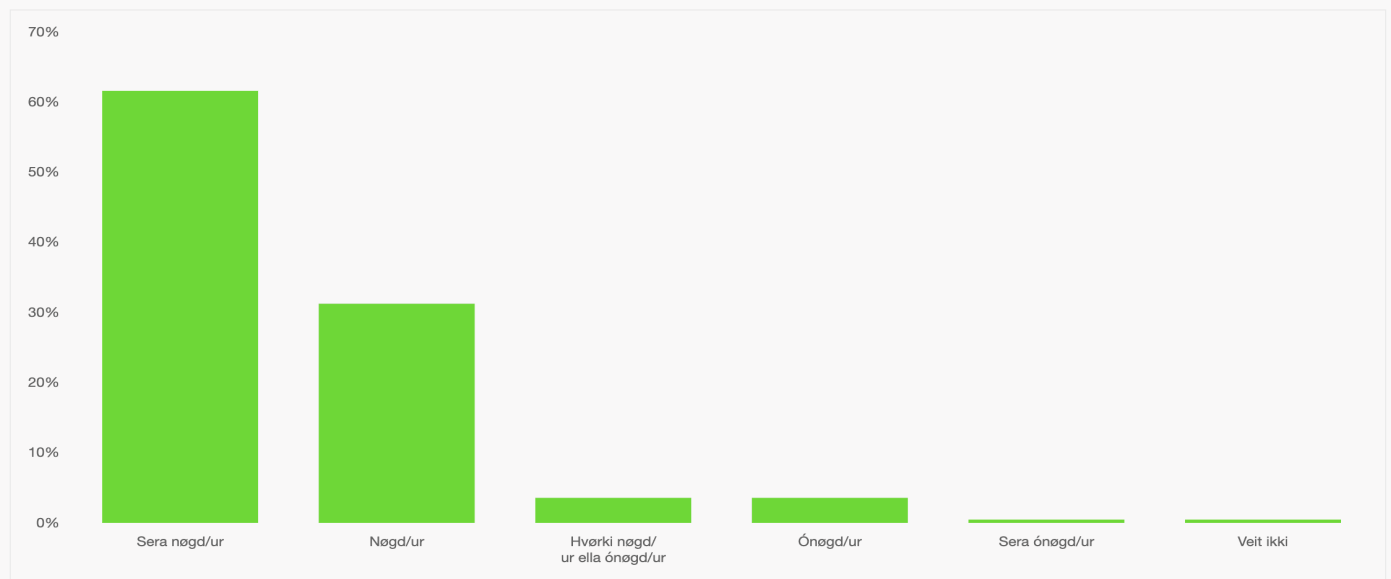
Endurvænning



● Everybody (84)

| | |
|------------------------------|--------|
| Sera nógd/ur | 45.24% |
| Nógd/ur | 39.29% |
| Hvorki nógd/ur ella ónógd/ur | 8.33% |
| Ónógd/ur | 4.76% |
| Sera ónógd/ur | 1.19% |
| Veit ikki | 1.19% |

Heilsuviðgerð uttanlands

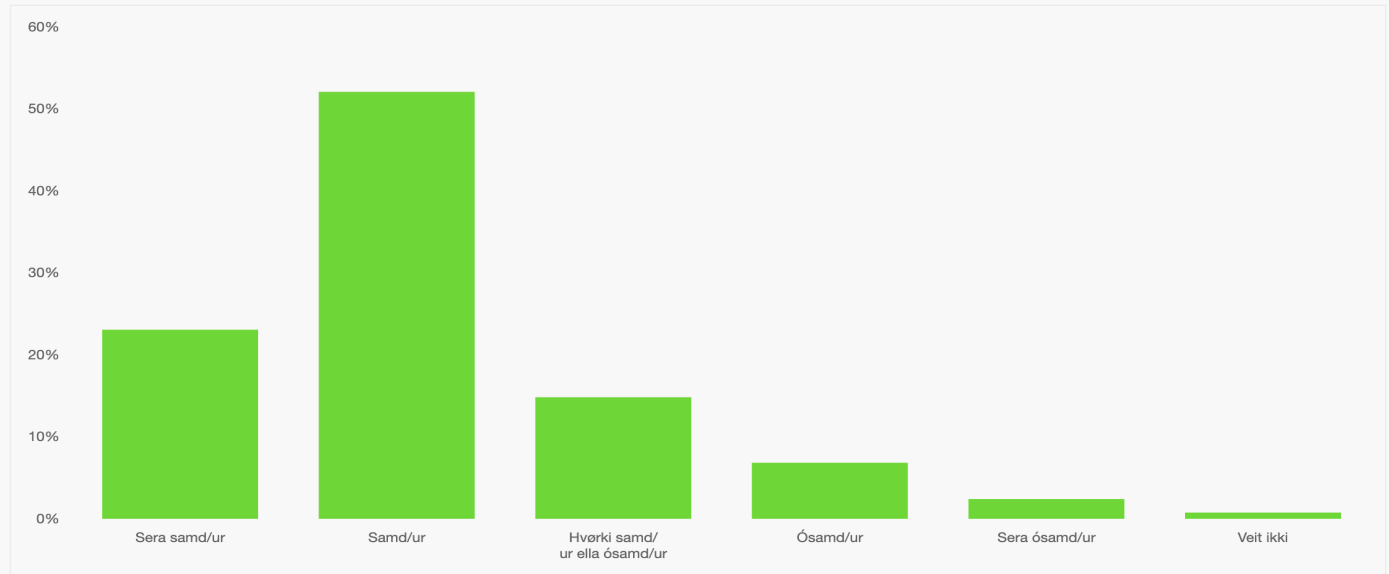


● Everybody (112)

| | |
|------------------------------|--------|
| Sera nógd/ur | 61.61% |
| Nógd/ur | 31.25% |
| Hvorki nógd/ur ella ónógd/ur | 3.57% |
| Ónógd/ur | 3.57% |
| Sera ónógd/ur | 0.00% |
| Veit ikki | 0.00% |

Hvussu samd/ur ella ósamd/ur ert tú í hesum?

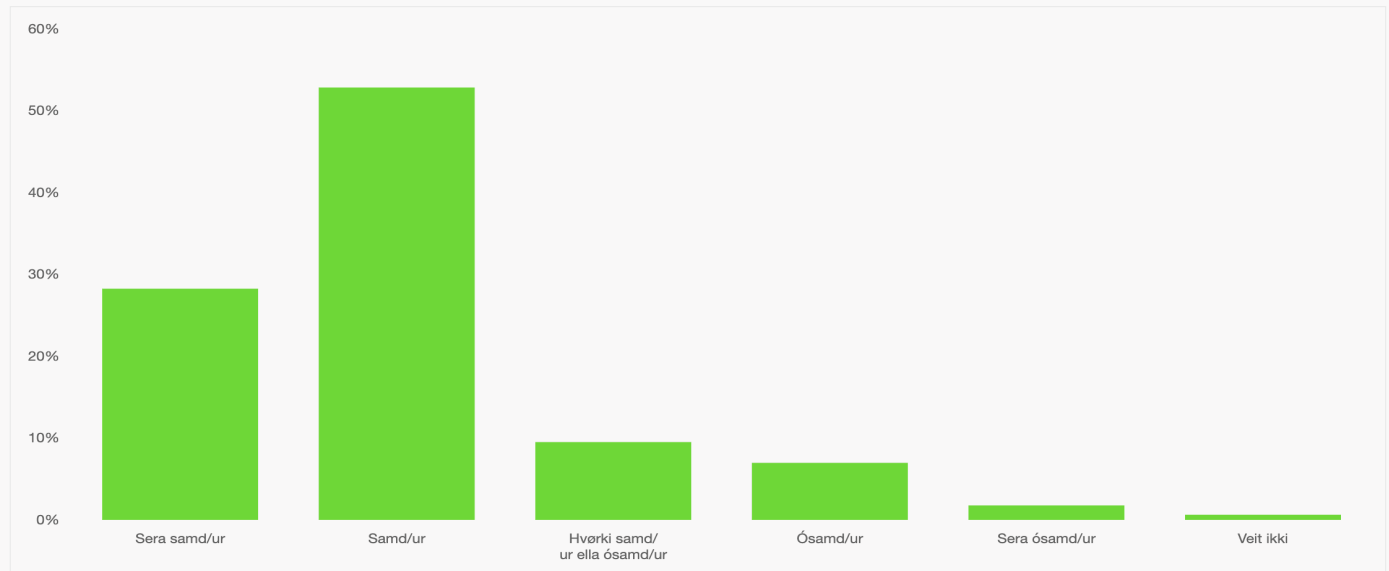
Eg havi grundleggjandi álit á heilsuverkið



● Everybody (789)

| | |
|------------------------------|--------|
| Sera samd/ur | 23.07% |
| Samd/ur | 52.09% |
| Hvørki samd/ur ella ósamd/ur | 14.83% |
| Ósamd/ur | 6.84% |
| Sera ósamd/ur | 2.41% |
| Veit ikki | 0.76% |

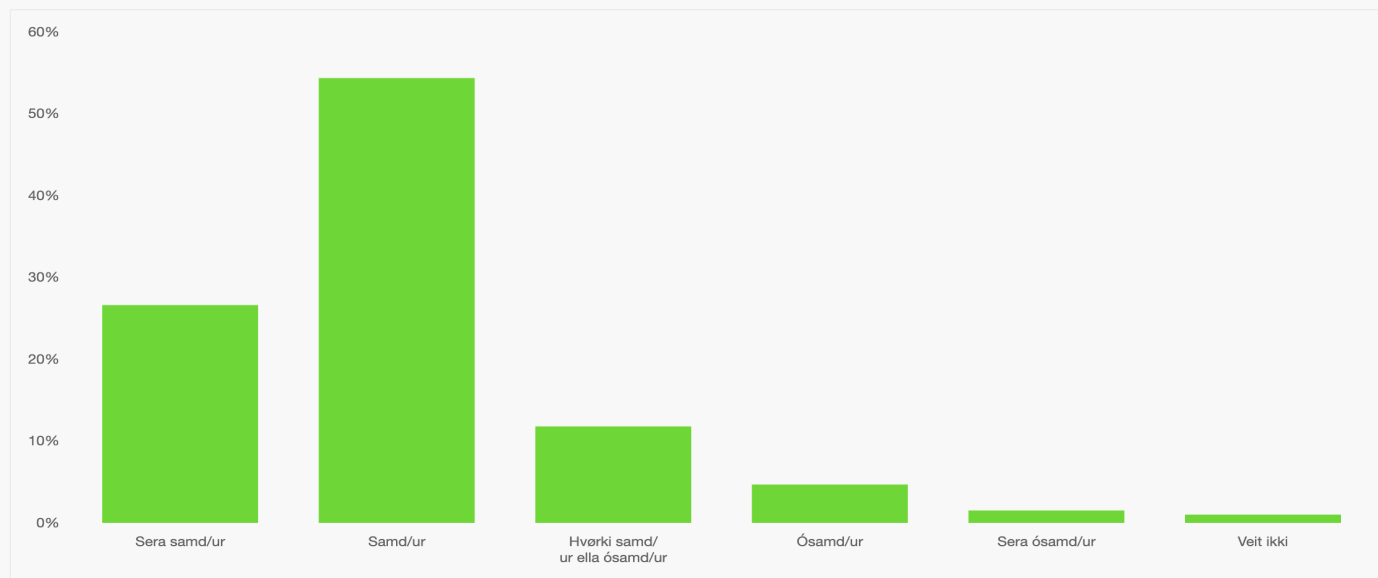
Eg vænti at fáa neyðuga viðgerð, um eg gerist sjúk/ur



● Everybody (789)

| | |
|------------------------------|--------|
| Sera samd/ur | 28.26% |
| Samd/ur | 52.85% |
| Hvørki samd/ur ella ósamd/ur | 9.51% |
| Ósamd/ur | 6.97% |
| Sera ósamd/ur | 1.77% |
| Veit ikki | 0.63% |

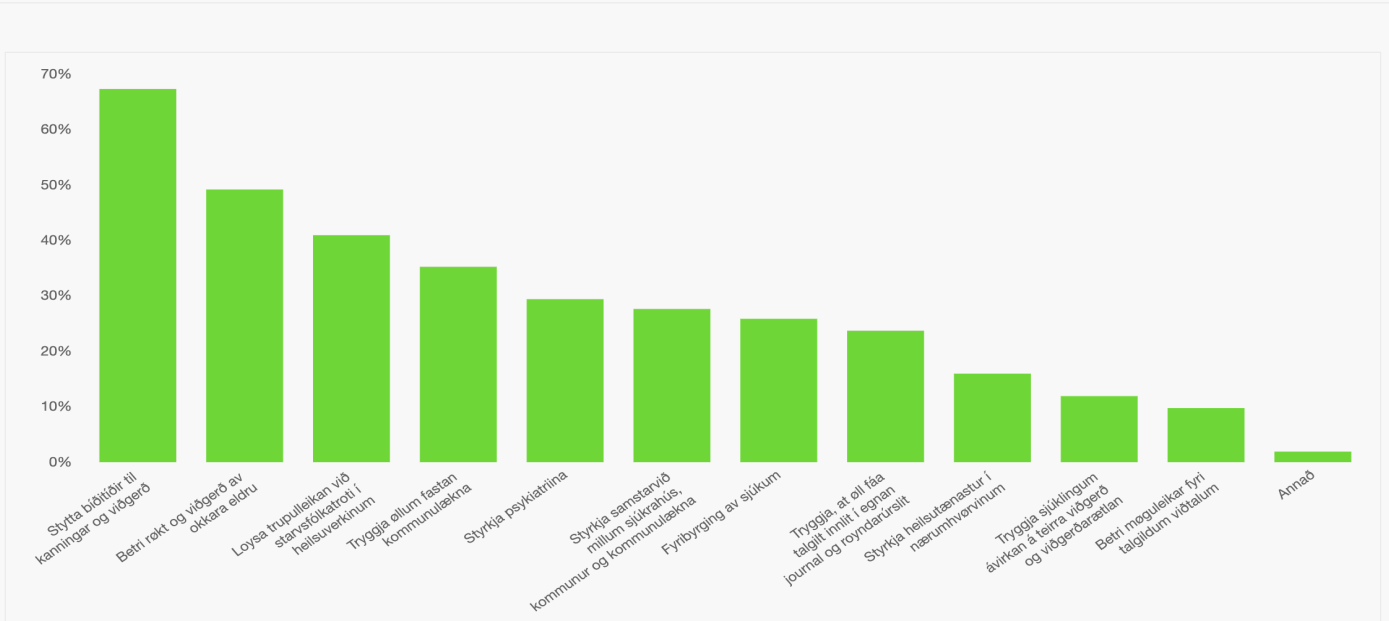
Eg havi álit á, at heilsustarvsfólk hava neyðugan, fakligan førleika



● Everybody (789)

| | |
|------------------------------|--------|
| Sera samd/ur | 26.62% |
| Samd/ur | 54.37% |
| Hvørki samd/ur ella ósamd/ur | 11.79% |
| Ósamd/ur | 4.69% |
| Sera ósamd/ur | 1.52% |
| Veit ikki | 1.01% |

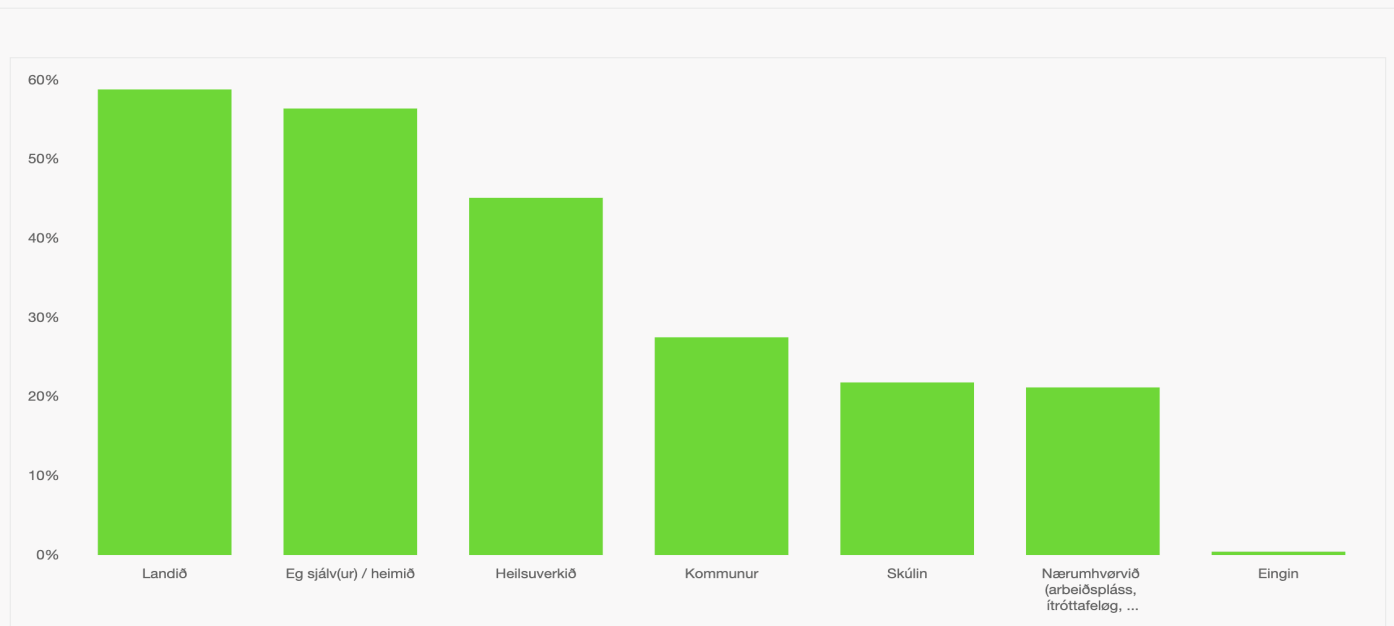
Hvørji av hesum økjnum heldur tú, at politikarar eiga at raðfesta?
(vel upp í 3 øki)



● Everybody (789)

| | |
|---|--------|
| Stytta biótiðir til kanningar og viðgerð | 67.30% |
| Betri røkt og viðgerð av okkara eldru | 49.18% |
| Loysa trupulleikan við starvsfólkatroti í heilsuverkinum | 40.94% |
| Tryggja øllum fastan kommunulækna | 35.23% |
| Styrkja psykiatriina | 29.40% |
| Styrkja samstarvið millum sjúkrahús, kommunur og kommunulækna | 27.63% |
| Fyrirbyrging av sjúkum | 25.86% |
| Tryggja, at øll fáa talgilt innlit í egnan journal og royndarúrslit | 23.70% |
| Styrkja heilsutænastur í nærumhvørvinum | 15.97% |
| Tryggja sjúklingum ávirkan á teirra viðgerð og viðgerðarætlan | 11.91% |
| Betri møguleikar fyri talgildum viðtølum | 9.76% |
| Annað | 1.90% |

Hvør heldur tú hevur ábyrgd av at gera meira við fyribyrjing og heilsufremjan?

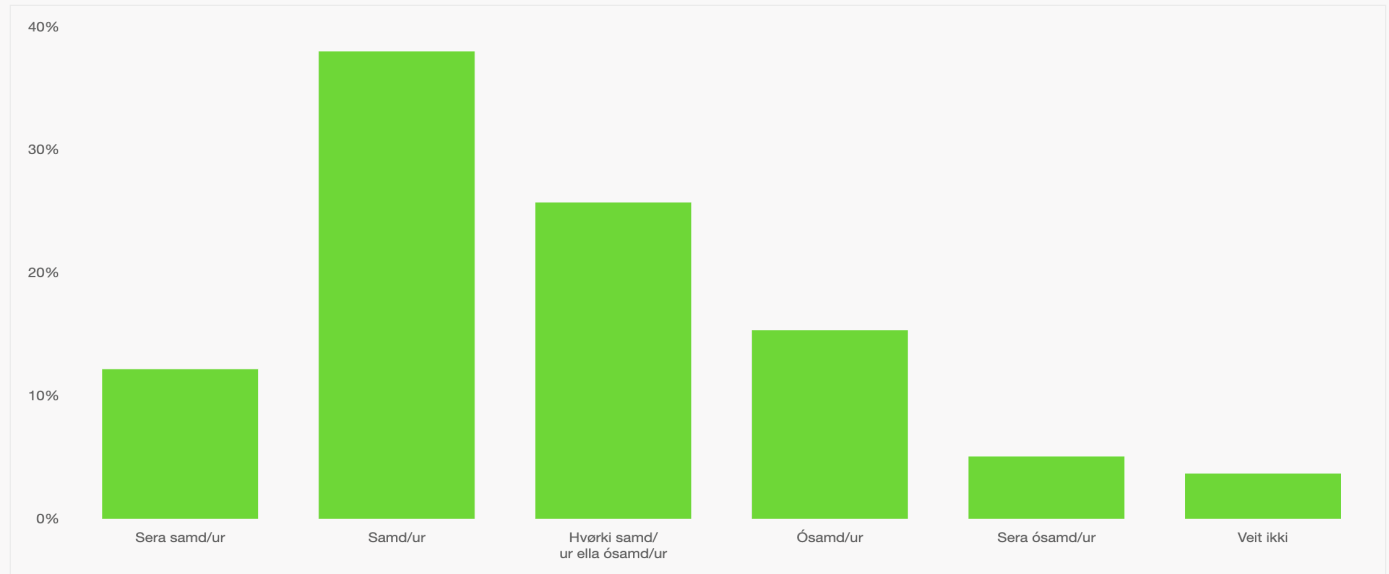


● Everybody (789)

| | |
|--|--------|
| Landið | 58.81% |
| Eg sjálv(ur) / heimið | 56.40% |
| Heilsuverkið | 45.12% |
| Kommunur | 27.50% |
| Skúlin | 21.80% |
| Nærumhvørvið (arbeiðspláss, ítróttafeløg, felagsskapir o.o.) | 21.17% |
| Eingin | 0.13% |

Hvussu samd/ur ella ósamd/ur ert tú í, at hesi øki eru **ábyrgd hjá tí almenna?**

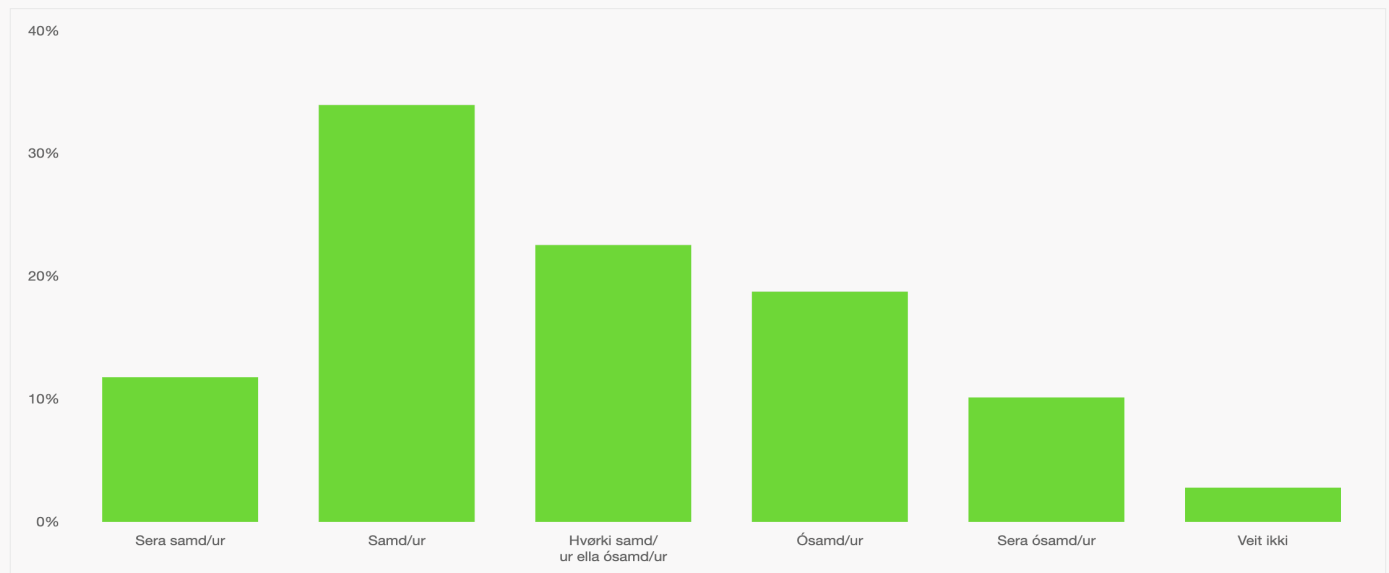
At fremja eina sunna lívsförlu



● Everybody (789)

| | |
|------------------------------|--------|
| Sera samd/ur | 12.17% |
| Samd/ur | 38.02% |
| Hvørki samd/ur ella ósamd/ur | 25.73% |
| Ósamd/ur | 15.34% |
| Sera ósamd/ur | 5.07% |
| Veit ikki | 3.68% |

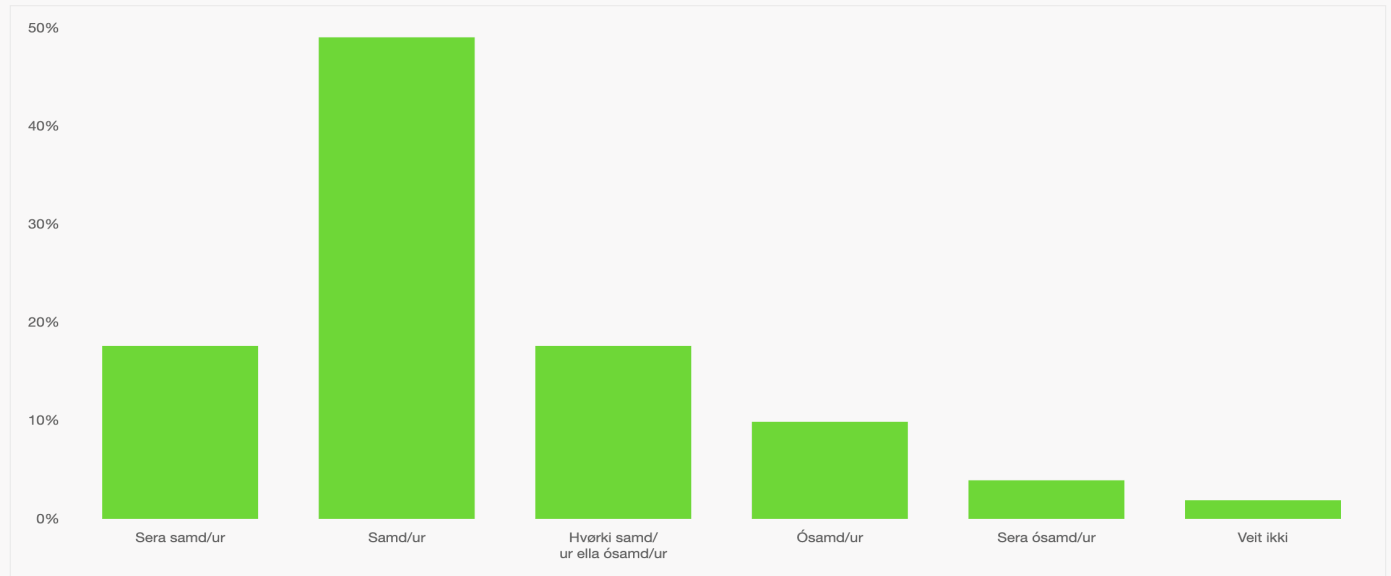
At hjálpa fólki at leggja av at roykja



● Everybody (789)

| | |
|------------------------------|--------|
| Sera samd/ur | 11.79% |
| Samd/ur | 33.97% |
| Hvørki samd/ur ella ósamd/ur | 22.56% |
| Ósamd/ur | 18.76% |
| Sera ósamd/ur | 10.14% |
| Veit ikki | 2.79% |

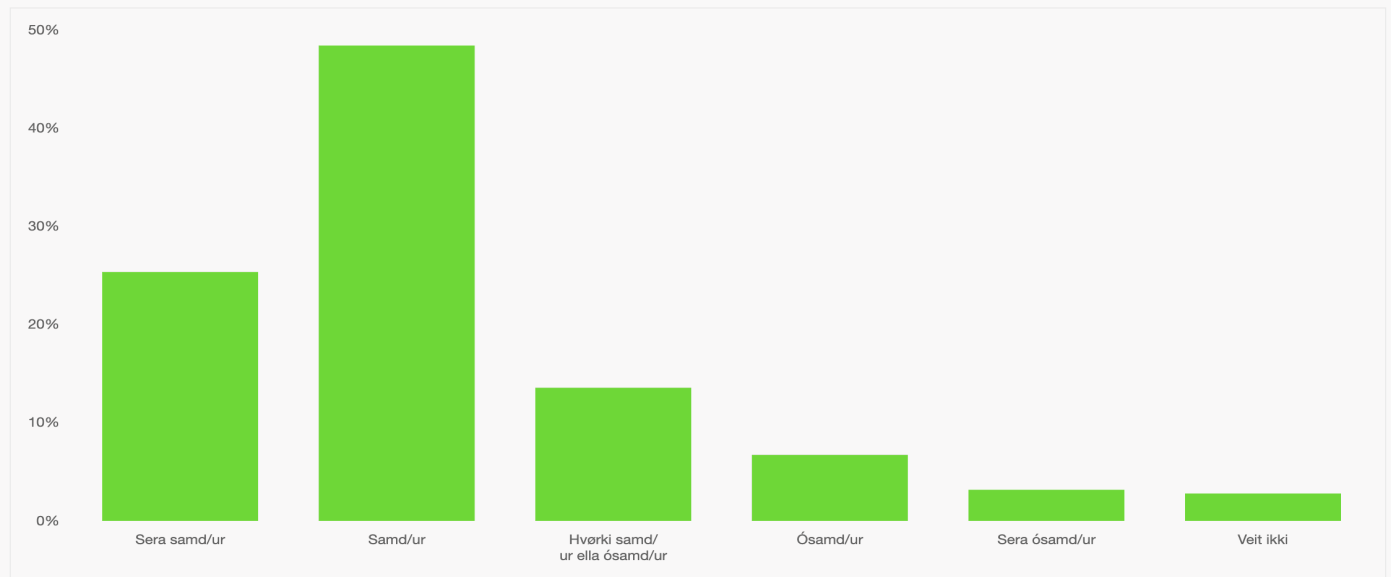
At hjálpa fólki ið hava ovurnýtslu av rúsdrekka at leggja av



● Everybody (789)

| | |
|------------------------------|--------|
| Sera samd/ur | 17.62% |
| Samd/ur | 49.05% |
| Hvørki samd/ur ella ósamd/ur | 17.62% |
| Ósamd/ur | 9.89% |
| Sera ósamd/ur | 3.93% |
| Veit ikki | 1.90% |

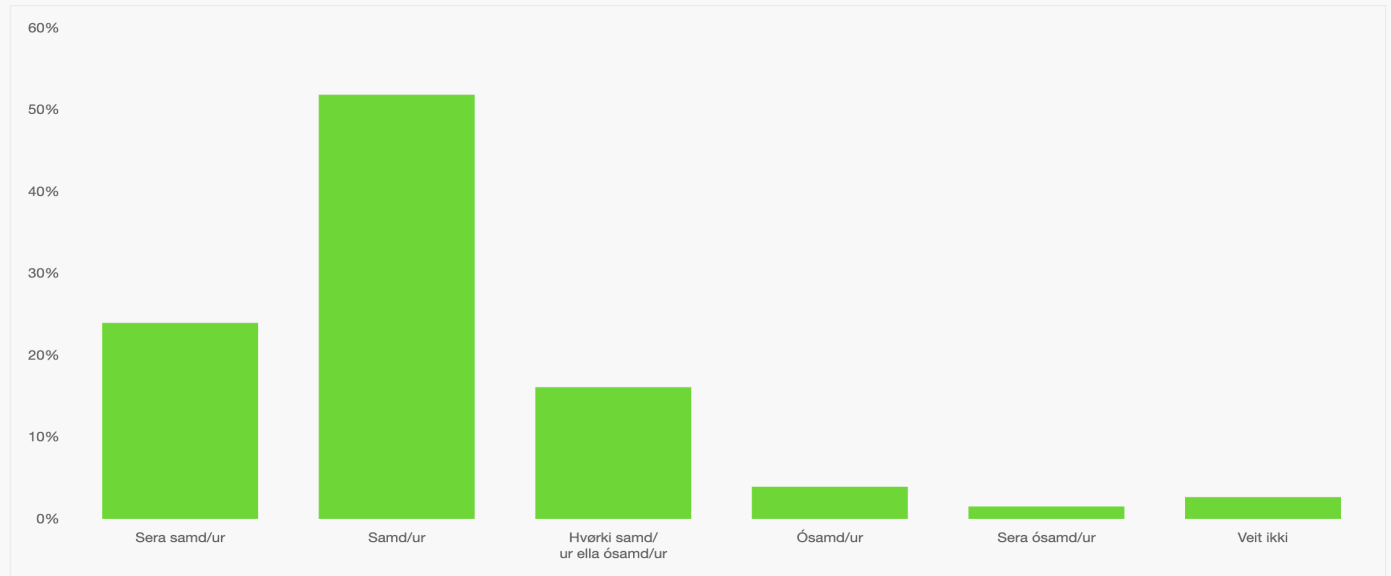
At hjálpa fólki sum brúka rúsevni at leggja av



● Everybody (789)

| | |
|------------------------------|--------|
| Sera samd/ur | 25.35% |
| Samd/ur | 48.42% |
| Hvørki samd/ur ella ósamd/ur | 13.56% |
| Ósamd/ur | 6.72% |
| Sera ósamd/ur | 3.17% |
| Veit ikki | 2.79% |

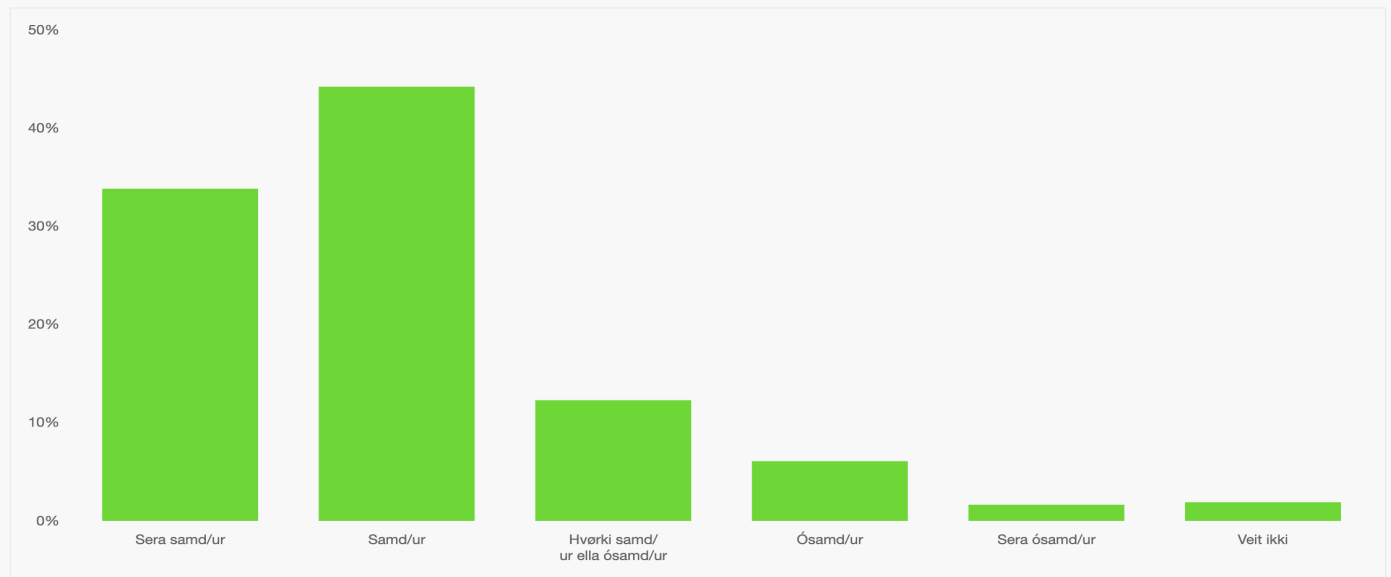
At fremja góða sálarheilsu



● Everybody (789)

| | |
|------------------------------|--------|
| Sera samd/ur | 23.95% |
| Samd/ur | 51.84% |
| Hvörki samd/ur ella ósamd/ur | 16.10% |
| Ósamd/ur | 3.93% |
| Sera ósamd/ur | 1.52% |
| Veit ikki | 2.66% |

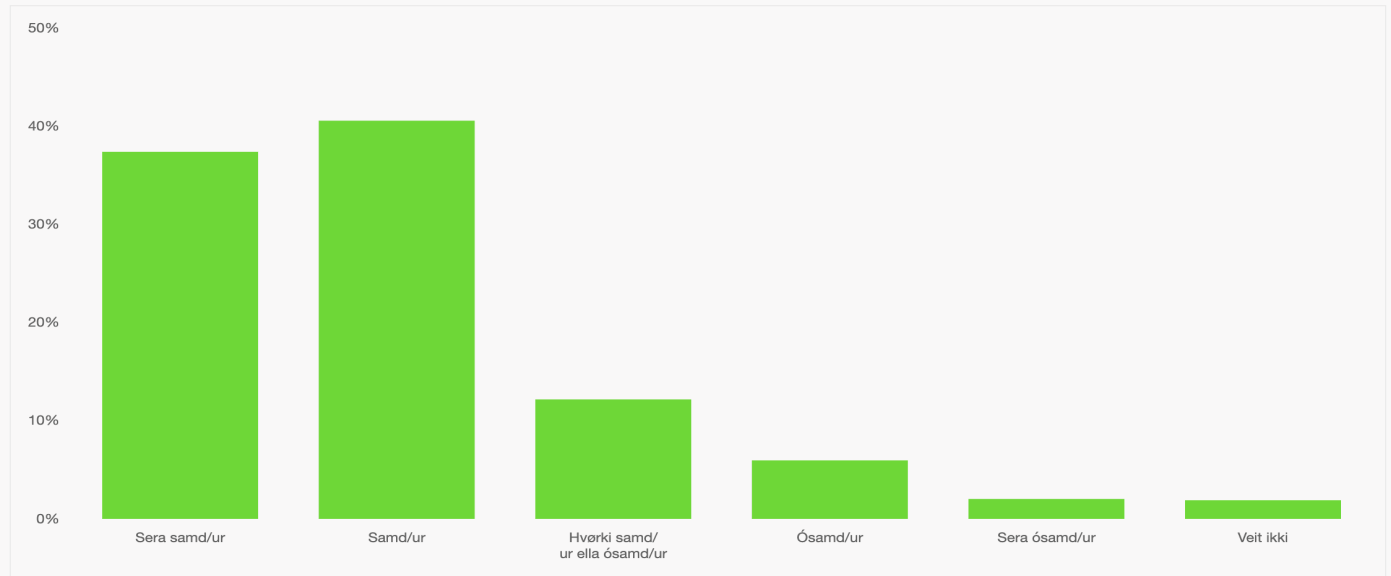
At forða fyrri, at börn og ung byrja at roykja



● Everybody (789)

| | |
|------------------------------|--------|
| Sera samd/ur | 33.84% |
| Samd/ur | 44.23% |
| Hvörki samd/ur ella ósamd/ur | 12.29% |
| Ósamd/ur | 6.08% |
| Sera ósamd/ur | 1.65% |
| Veit ikki | 1.90% |

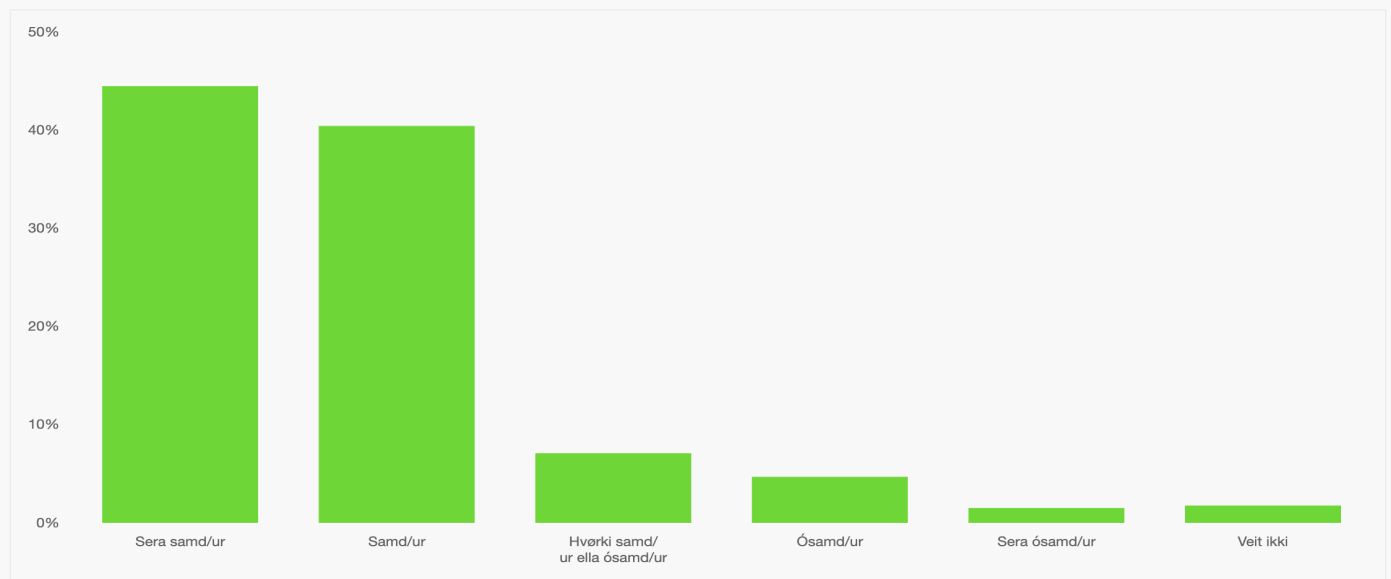
At forða fyri, at børn og ung byrja at brúka e-sigarettir, vapes, snús, nikotinposar v.m.



● Everybody (789)

| | |
|------------------------------|--------|
| Sera samd/ur | 37.39% |
| Samd/ur | 40.56% |
| Hvørki samd/ur ella ósamd/ur | 12.17% |
| Ósamd/ur | 5.96% |
| Sera ósamd/ur | 2.03% |
| Veit ikki | 1.90% |

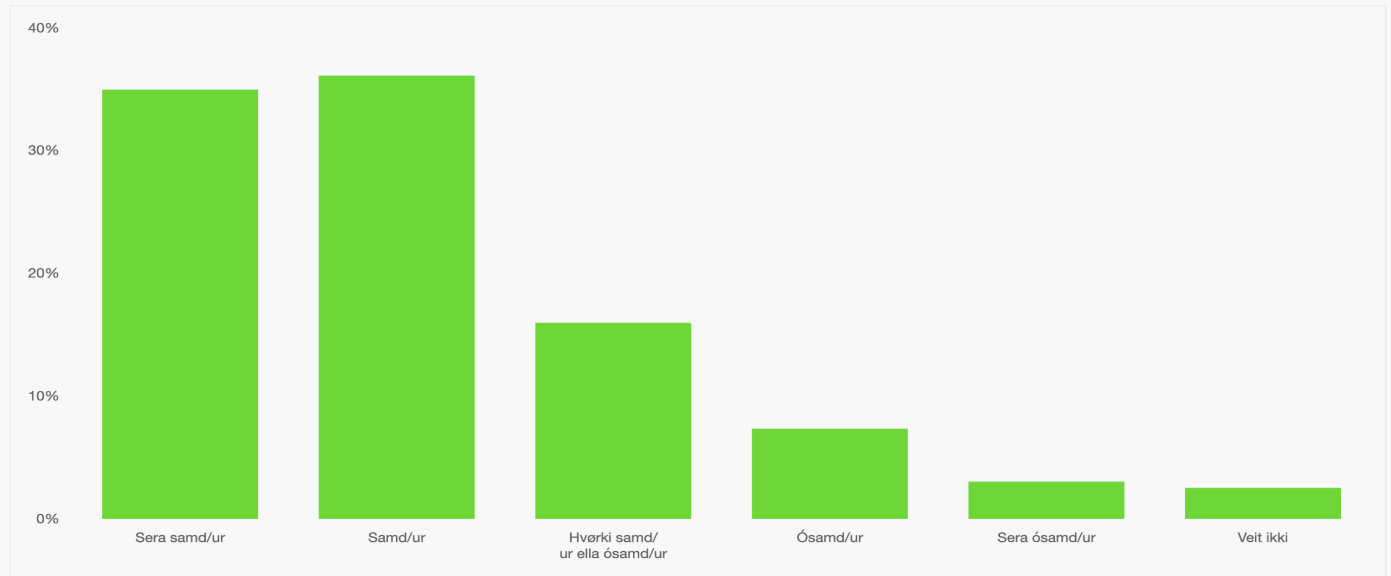
At forða fyri, at børn og ung byrja at brúka rúsevni



● Everybody (789)

| | |
|------------------------------|--------|
| Sera samd/ur | 44.49% |
| Samd/ur | 40.43% |
| Hvørki samd/ur ella ósamd/ur | 7.10% |
| Ósamd/ur | 4.69% |
| Sera ósamd/ur | 1.52% |
| Veit ikki | 1.77% |

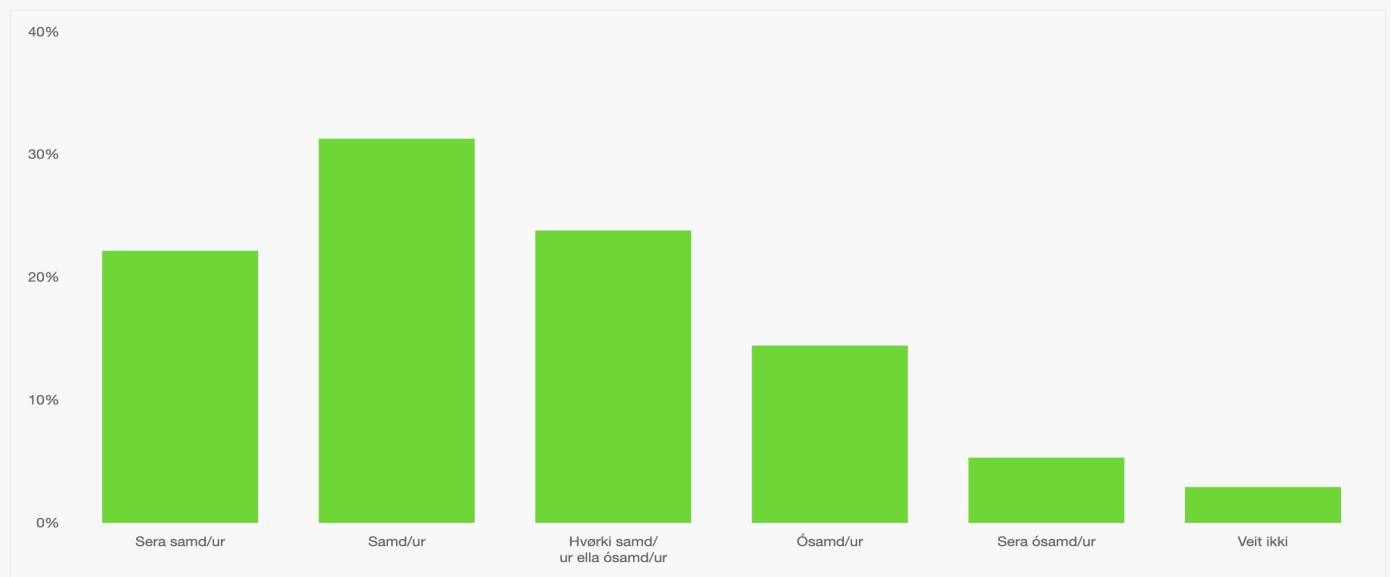
At útseta byrjanaraldurin fyri, at børn og ung byrja at brúka rúsdrekka



● Everybody (789)

| | |
|------------------------------|--------|
| Sera samd/ur | 34.98% |
| Samd/ur | 36.12% |
| Hvørki samd/ur ella ósamd/ur | 15.97% |
| Ósamd/ur | 7.35% |
| Sera ósamd/ur | 3.04% |
| Veit ikki | 2.53% |

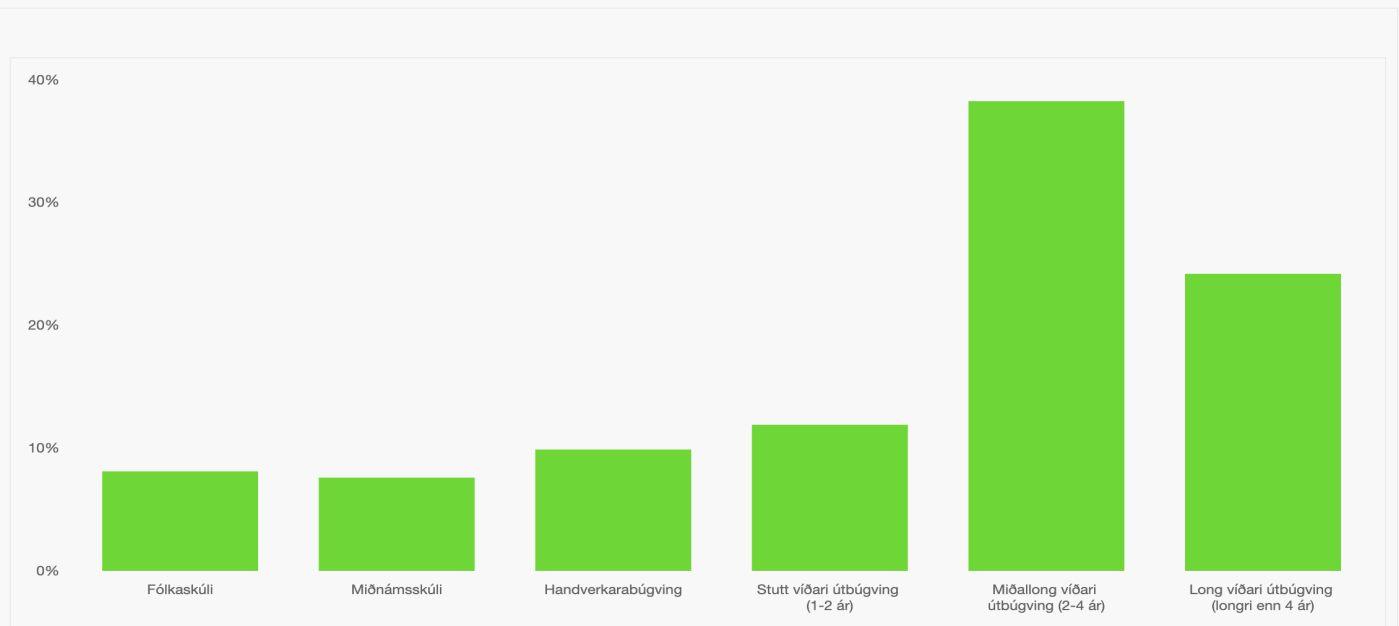
At avmarka skermnýtslu



● Everybody (789)

| | |
|------------------------------|--------|
| Sera samd/ur | 22.18% |
| Samd/ur | 31.31% |
| Hvørki samd/ur ella ósamd/ur | 23.83% |
| Ósamd/ur | 14.45% |
| Sera ósamd/ur | 5.32% |
| Veit ikki | 2.92% |

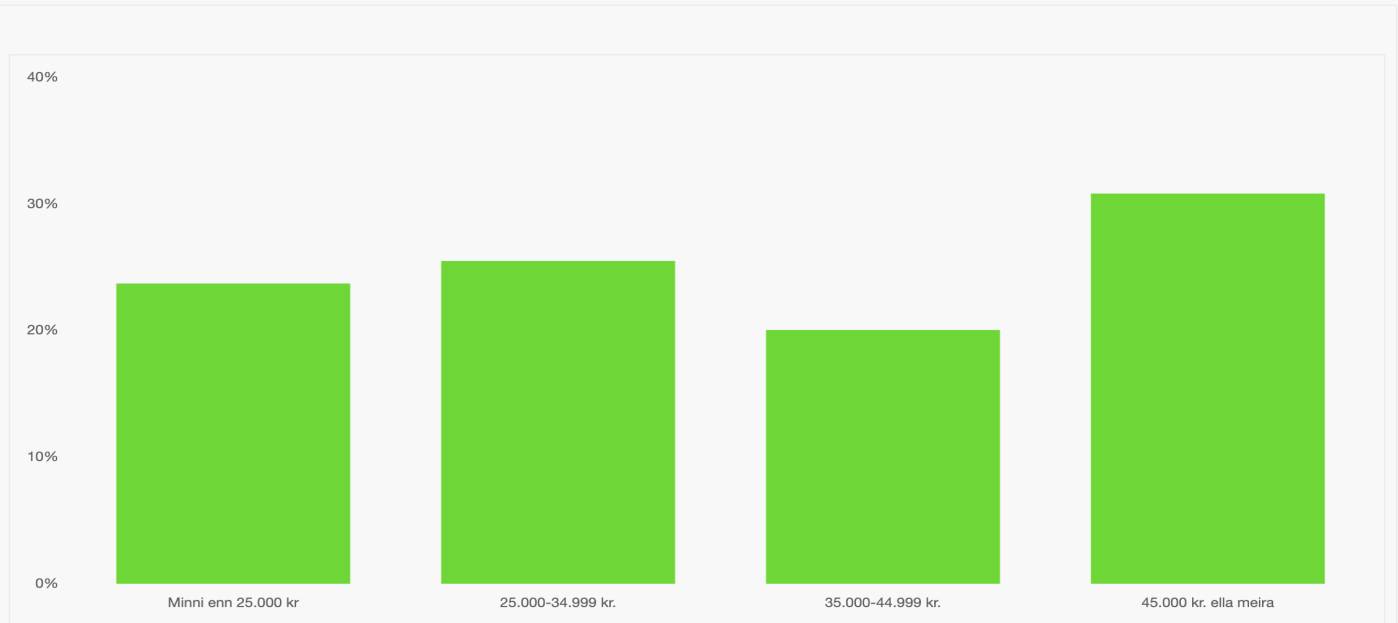
Hvørja útbúgving hevur tú? (hægsta gjøgnumførda útbúgving)



● Everybody (789)

| | |
|---|--------|
| Fólkaskúli | 8.11% |
| Miðnámsskúli | 7.60% |
| Handverkarabúgving | 9.89% |
| Stutt víðari útbúgving (1-2 ár) | 11.91% |
| Miðallong víðari útbúgving (2-4 ár) | 38.28% |
| Long víðari útbúgving (longri enn 4 ár) | 24.21% |

Hvør er tín mánaðarinntøka áðrenn skatt?



● Everybody (789)

| | |
|-----------------------|--------|
| Minni enn 25.000 kr | 23.70% |
| 25.000-34.999 kr. | 25.48% |
| 35.000-44.999 kr. | 20.03% |
| 45.000 kr. ella meira | 30.80% |