

AGREED RECORD



OF CONCLUSIONS OF FISHERIES CONSULTATIONS BETWEEN THE RUSSIAN FEDERATION, THE EUROPEAN UNION, THE FAROE ISLANDS, ICELAND AND NORWAY ON THE MANAGEMENT OF THE NORWEGIAN SPRING-SPAWNING (ATLANTO-SCANDIAN) HERRING STOCK IN THE NORTH-EAST ATLANTIC IN 2018

COPENHAGEN, 7 DECEMBER 2017

1. A delegation from the Russian Federation, headed by Mr Vladimir BELYAEV (and Anna SHULAEVA), a delegation from the European Union, headed by Mr Joost PAARDEKOOOPER, a delegation from the Faroe Islands, headed by Mr Herluf SIGVALDSSON, a delegation from Iceland, headed by Mr Sigurgeir THORGEIRSSON and a delegation from Norway, headed by Ms Sigrun M. HOLST, met in London on 18 - 19 October 2017, in Copenhagen on 3 November 2017 and on 6-7 December 2017 to consult on the management of the Norwegian spring-spawning (Atlanto-Scandian) herring stock in the North-East Atlantic in 2018.
2. A delegation from Greenland, headed by Ms Katrin VILHELM POULSEN, attended as observer.
3. The delegations agreed that the level of catches of Norwegian spring-spawning (Atlanto-Scandian) herring in the North-East Atlantic for 2018 should be no more than 435,000 tonnes. The delegations agreed that establishing unilateral quotas for 2018 does not in any way imply the acceptance of the level of these quotas by any Party.
4. The delegations encouraged the Parties to develop and coordinate their scientific research activities in order to improve the information available for the assessment and the management of this stock.
5. As an exceptional measure the delegations agreed that each Party may transfer unutilised quantities of up to 14% of the quota established by the Party for 2017 to the quota established by that Party for 2018. Such transfer shall be in addition to the quota established by the Party concerned for 2018.
6. The delegations agreed that each Party may authorise fishing by its vessels of up to 10% beyond the quota established by the Party. All quantities fished beyond the established quota shall be deducted from the quota established by that Party for the following year.
7. The delegations exchanged quota and catch information for 2015, 2016 (final) as well as preliminary information for 2017 (Annex I). The delegations also exchanged information with regard to their fishing activities including exchanges and access provisions (Annex II).
8. The delegations agreed to continue to provide information on quotas and catches in the same format as set out in Annex I and regarding transfers and access arrangements as set out in Annex II to this Agreed Record. Each Party shall, by 1 May 2018, provide updated information to Iceland as host of the consultations on management measures for 2019 regarding their total catches in 2016 and 2017 and on their provisional catches in 2018; and on any allocation of quotas to other Parties in 2018. Iceland shall forward this information as soon as possible to all Parties to this Agreed Record.

HS

JA



9. The delegations agreed that the Parties may fish Norwegian spring-spawning (Atlanto-Scandian) herring within their quotas in their respective zones of fisheries jurisdiction and in international waters.
10. The delegations agreed that further arrangements by the Parties, including arrangements for access, quota transfers and other conditions for fishing in the respective zones of fisheries jurisdiction, are regulated by bilateral arrangements.
11. The delegations agreed to request ICES to finish the process of re-evaluation of the reference points for Norwegian spring-spawning (Atlanto-Scandian) herring during the first quarter of 2018. Provided that ICES has completed their work on the reference points, the delegations agreed to meet before 15 May 2018 to discuss a possible revision of the long-term management strategy.


Copenhagen, 7 December 2017




Vladimir BELYAEV
For the Delegation of the Russian Federation



Joost PAARDEKOOOPER
For the Delegation of the European Union



Herluf SIGVALDSSON
For the Delegation of the Faroe Islands



Sigurgeir THORGEIRSSON
For the Delegation of Iceland



Sigrún M. HOLST
For the Delegation of Norway

Reporting of Quotas and Catches of Norwegian Spring-Spawning (Atlanto-Scandian) Herring in the North-East Atlantic - 2015 to 2017

		QUOTAS (tonnes)						CATCHES (tonnes)							
Party	Coastal State share/share	Balance from 2014	Quota exchange	Quotas after transfers and flexibility	NEAFC Regulatory Area	European Union Zone	Faroese Fishing Zone	Greenland fishing zone	Icelandic Exclusive Economic Zone	Norwegian Economic Zone	Fishery Zone around Jan Mayen	Fishery Protection Zone around Svalbard	Russian Economic Zone	TOTAL CATCH	Balance
European Union	18 424	2 724	0	21 148	13 409	108	649	0	0	20	0	0	0	14 186	6 962
Faroe Islands	40 000	-856	-12 100	27 044	2 897	187	22 780	0	0	0	0	0	0	25 864	1 180
Iceland	41 063	6 072	419	47 554	419	0	3 089	0	39 119	0	0	0	0	42 627	4 927
Norway	172 638	-11 678	-419	160 541	0	0	0	0	176 173	0	0	0	0	176 173	-15 632
Russian Federation	36 498	0	10 000	46 498	5 744	0	9 433	0	25 286	656	4 734	0	0	45 853	645
Total Coastal States	308 623	-3 738	-2 100	302 785	22 469	295	35 951	0	39 119	201 479	656	4 734	0	304 703	-1 918
Greenland	20 000	0	2 100	22 100	0	0	2 058	10 605	0	0	0	0	0	12 663	9 437
Total all Parties	328 623	-3 738	0	324 885	22 469	295	38 009	10 605	39 119	201 479	656	4 734	0	317 366	7 519

		QUOTAS (tonnes)						CATCHES (tonnes)							
Party	Coastal State share/share	Balance from 2015	Quota exchange	Quotas after transfers and flexibility	NEAFC Regulatory Area	European Union Zone	Faroese Fishing Zone	Greenland fishing zone	Icelandic Exclusive Economic Zone	Norwegian Economic Zone	Fishery Zone around Jan Mayen	Fishery Protection Zone around Svalbard	Russian Economic Zone	TOTAL CATCH	Balance
European Union	20 629	1 842	0	22 471	5 550	399	3 071	0	0	13 190	0	0	0	22 190	281
Faroe Islands	56 087	1 180	-12 500	44 767	1 829	0	43 121	0	0	0	0	0	0	44 950	-183
Iceland	45 979	4 106	0	50 085	181	0	547	0	48 451	0	0	0	0	49 179	906
Norway	193 294	-15 632	0	177 662	12 341	0	0	0	185 160	0	0	0	0	197 501	-19 839
Russian Federation	40 624	78	10 000	50 702	24 892	0	9 884	0	15 589	0	0	0	0	50 365	337
Total Coastal States	356 613	-8 426	-2 500	345 687	44 773	399	56 623	0	48 451	213 939	0	0	0	364 185	-18 498
Greenland	20 000	0	2 500	22 500	0	0	2 350	17 957	0	0	0	0	0	20 307	2 193
Total all Parties	376 613	-8 426	0	368 187	44 773	399	58 973	17 957	48 451	213 939	0	0	0	384 492	-16 305

		QUOTAS (tonnes)						CATCHES (tonnes)							
Party	Coastal State share/share	Balance from 2016	Quota exchange	Quotas after transfers and flexibility	NEAFC Regulatory Area	European Union Zone	Faroese Fishing Zone	Greenland fishing zone	Icelandic Exclusive Economic Zone	Norwegian Economic Zone	Fishery Zone around Jan Mayen	Fishery Protection Zone around Svalbard	Russian Economic Zone	TOTAL CATCH	Balance
European Union	42 059	281	0	42 340	0	0	0	0	0	16 114	0	0	0	16 114	26 226
Faroe Islands	125 597	-183	-12 500	112 914	36	0	7 035	0	0	0	0	0	0	7 071	105 843
Iceland	102 984	906	0	103 890	2 328	0	728	0	47 700	148 687	0	0	0	50 756	53 134
Norway	432 870	-19 839	0	413 031	0	0	0	0	0	9 596	8 514	0	0	148 687	26 344
Russian Federation	82 827	130	10 000	92 957	1 017	0	0	0	0	0	0	0	0	19 127	73 830
Total Coastal States	786 337	0	0	765 132	0	0	1 920	10 282	0	9 596	8 514	0	0	241 755	285 377
Greenland	30 000	0	2 500	32 500	0	0	1 920	10 282	0	0	0	0	0	12 202	20 298
Total all Parties	816 337	0	2 500	797 632	0	0	1 920	10 282	0	9 596	8 514	0	0	253 957	20 298

221

Handwritten signatures and initials: *SA*, *SA*, *SA*

Transfer and Access Arrangements for Norwegian Spring-Spawning (Atlanto-Scandian) Herring in the North-East Atlantic in 2017

Transfer 2017 Party	QUOTAS (tonnes)	Balance from 2016	Total available	Transfer to					
				European Union	Faroe Islands	Iceland	Norway	Russian Federation	Greenland
European Union	42 059	281	42 340						
Faroe Islands	125 587	-183	125 414					10 000	2 500
Iceland	102 984	906	103 890						
Norway	432 870	-19 839	413 031						
Russian Federation	82 827	130	82 957						
Greenland									

Access 2017 from Party	Access arrangements for 2017					
	European Union	Faroe Islands	Iceland	Norway	Russian Federation	Greenland
European Union		6 000		37 854		
Faroe Islands	6 000		100%			
Iceland		100%				
Norway	37 854				82 957	
Russian Federation				100%		
Greenland						

SH





